







MILITARY NETWORKS

INDUSTRY LEADING



- A wide range of power ratings (0.325 W to 1.8 W)
- A wide resistance range (10 Ω to 1 M Ω)
- Low/high temperature performance (-55 $^{\circ}$ C to +125 $^{\circ}$ C)
- Tight tolerances (down to \pm 1%)
- Highly stable Thick Film construction
- MIL-PRF-83401 qualified
- 100% screen tested per group A
- Hot-solder dipped
- Isolated, bussed, or dual-terminator

MILITARY NETWORKS

MODEL	Product	Wattage Rating	Resistance Range	Tolerance	Part Number Definition																																																						
NON-ESTABLISHED RELIABILITY																																																											
MIL-PRF-83401 	DFM1411 DFM1412	0.350 0.325	10 Ω - 1 MΩ 10 Ω - 1 MΩ	±2% standard ±1% and ±5% available	M8340103 M 6801 G A M8340103 M 6801 G B M8340103 K A001* G J 1 2 3 4 5 1. Detail specification number 2. Characteristic M = ±300 ppm/°C K = ±100 ppm/°C 3. Resistance Value * values per MIL-PRF-83401 codes Contact factory for stocked values 4. Tolerance 5. Schematic A = 11 B = 12 J = 15																																																						
	DFM1415	0.350	J (15) Schematic <table border="1"> <thead> <tr> <th>Code</th> <th>R1</th> <th>R2</th> </tr> </thead> <tbody> <tr><td>A001</td><td>82</td><td>130</td></tr> <tr><td>A002</td><td>120</td><td>200</td></tr> <tr><td>A003</td><td>130</td><td>210</td></tr> <tr><td>A004</td><td>160</td><td>260</td></tr> <tr><td>A005</td><td>180</td><td>240</td></tr> <tr><td>A006</td><td>180</td><td>390</td></tr> <tr><td>A007</td><td>220</td><td>270</td></tr> <tr><td>A008</td><td>220</td><td>330</td></tr> <tr><td>A009</td><td>330</td><td>390</td></tr> <tr><td>A010</td><td>330</td><td>470</td></tr> <tr><td>A011</td><td>330</td><td>680</td></tr> <tr><td>A012</td><td>1.5K</td><td>3.3K</td></tr> <tr><td>A013</td><td>3K</td><td>6.2K</td></tr> <tr><td>A014</td><td>180</td><td>270</td></tr> <tr><td>A015</td><td>270</td><td>270</td></tr> <tr><td>A016</td><td>560</td><td>560</td></tr> <tr><td>A017</td><td>560</td><td>1.2K</td></tr> <tr><td>A018</td><td>620</td><td>2.7K</td></tr> </tbody> </table>			Code	R1	R2	A001	82	130	A002	120	200	A003	130	210	A004	160	260	A005	180	240	A006	180	390	A007	220	270	A008	220	330	A009	330	390	A010	330	470	A011	330	680	A012	1.5K	3.3K	A013	3K	6.2K	A014	180	270	A015	270	270	A016	560	560	A017	560	1.2K
Code	R1	R2																																																									
A001	82	130																																																									
A002	120	200																																																									
A003	130	210																																																									
A004	160	260																																																									
A005	180	240																																																									
A006	180	390																																																									
A007	220	270																																																									
A008	220	330																																																									
A009	330	390																																																									
A010	330	470																																																									
A011	330	680																																																									
A012	1.5K	3.3K																																																									
A013	3K	6.2K																																																									
A014	180	270																																																									
A015	270	270																																																									
A016	560	560																																																									
A017	560	1.2K																																																									
A018	620	2.7K																																																									
MIL-PRF-83401 	MSM06A 01 MSM08A 01 MSM10A 01 MSM06A 03 MSM08A 03 MSM10A 03 MSM06C 01 MSM08C 01 MSM10C 01 MSM06C 03 MSM08C 03 MSM10C 03	0.60 0.84 1.08 0.36 0.48 0.60 1.00 1.40 1.80 0.60 0.80 1.00	10 Ω - 1 MΩ 10 Ω - 1 MΩ 10 Ω - 1 MΩ 10 Ω - 1 MΩ 10 Ω - 1 MΩ 10 Ω - 1 MΩ 10 Ω - 1 MΩ 10 Ω - 1 MΩ 10 Ω - 1 MΩ 10 Ω - 1 MΩ 10 Ω - 1 MΩ 10 Ω - 1 MΩ	±2% standard ±1% and ±5% available	M8340107 K 1003 G C M8340104 K 1003 G G M8340107 K A001* G H 1 2 3 4 5 1. Detail Detail specification number “A” Profile “C” Profile M8340107 = 6-Pin M8340104 = 6-Pin M8340108 = 8-Pin M8340105 = 8-Pin M8340109 = 10-Pin M8340106 = 10-Pin M8340124=10-Pin, long lead 2. Characteristic M = ±300 ppm/°C K = ±100 ppm/°C 3. Resistance value * Values per MIL-PRF-83401 Ccodes Contact factory for stocked values 4. Tolerance 5. Schematic C = 01 G = 03 H = 05 Note: M8340118=6 Pin, M8340119=8 Pin also available																																																						
	MSM06A 05 MSM08A 05 MSM10A 05 MSM06C 05 MSM08C 05 MSM10C 05	0.60 0.84 1.08 0.88 1.32 1.80	H (05) Schematic <table border="1"> <thead> <tr> <th>Code</th> <th>R1</th> </tr> </thead> <tbody> <tr><td>A001</td><td>82</td></tr> <tr><td>A002</td><td>120</td></tr> <tr><td>A003</td><td>130</td></tr> <tr><td>A004</td><td>160</td></tr> <tr><td>A005</td><td>180</td></tr> <tr><td>A006</td><td>180</td></tr> <tr><td>A007</td><td>220</td></tr> <tr><td>A008</td><td>220</td></tr> <tr><td>A009</td><td>330</td></tr> <tr><td>A010</td><td>330</td></tr> <tr><td>A011</td><td>330</td></tr> <tr><td>A012</td><td>1.5K</td></tr> <tr><td>A013</td><td>3K</td></tr> <tr><td>A014</td><td>180</td></tr> <tr><td>A015</td><td>270</td></tr> <tr><td>A016</td><td>560</td></tr> <tr><td>A017</td><td>560</td></tr> <tr><td>A018</td><td>620</td></tr> </tbody> </table>			Code	R1	A001	82	A002	120	A003	130	A004	160	A005	180	A006	180	A007	220	A008	220	A009	330	A010	330	A011	330	A012	1.5K	A013	3K	A014	180	A015	270	A016	560	A017	560	A018	620																
Code	R1																																																										
A001	82																																																										
A002	120																																																										
A003	130																																																										
A004	160																																																										
A005	180																																																										
A006	180																																																										
A007	220																																																										
A008	220																																																										
A009	330																																																										
A010	330																																																										
A011	330																																																										
A012	1.5K																																																										
A013	3K																																																										
A014	180																																																										
A015	270																																																										
A016	560																																																										
A017	560																																																										
A018	620																																																										
MIL-PRF-83401 	MDM14 01 MDM14 03 MDM16 01 MDM16 03	1.30 1.40 1.50 1.60	10 Ω - 1 MΩ 10 Ω - 1 MΩ 10 Ω - 1 MΩ 10 Ω - 1 MΩ	±2% standard ±1% and ±5% available	M8340101 M 2201 G A M8340102 M 4701 G B M8340101 K A001* G J 1 2 3 4 5 1. Detail Detail specification number M8340101 = 14-Pin M8340102 = 16-Pin 2. Characteristic M = ±300 ppm/°C K = ±100 ppm/°C 3. Resistance value *Values per MIL-PRF-83401 codes Contact factory for stocked values 4. Tolerance 5. Schematic A = 01 B = 03 J = 05																																																						
	MDM16 05 MDM14 05	1.40 1.20	J (05) Schematic <table border="1"> <thead> <tr> <th>Code</th> <th>R1</th> <th>R2</th> </tr> </thead> <tbody> <tr><td>A001</td><td>82</td><td>130</td></tr> <tr><td>A002</td><td>120</td><td>200</td></tr> <tr><td>A003</td><td>130</td><td>210</td></tr> <tr><td>A004</td><td>160</td><td>260</td></tr> <tr><td>A005</td><td>180</td><td>240</td></tr> <tr><td>A006</td><td>180</td><td>390</td></tr> <tr><td>A007</td><td>220</td><td>270</td></tr> <tr><td>A008</td><td>220</td><td>330</td></tr> <tr><td>A009</td><td>330</td><td>390</td></tr> <tr><td>A010</td><td>330</td><td>470</td></tr> <tr><td>A011</td><td>330</td><td>680</td></tr> <tr><td>A012</td><td>1.5K</td><td>3.3K</td></tr> <tr><td>A013</td><td>3K</td><td>6.2K</td></tr> <tr><td>A014</td><td>180</td><td>270</td></tr> <tr><td>A015</td><td>270</td><td>270</td></tr> <tr><td>A016</td><td>560</td><td>560</td></tr> <tr><td>A017</td><td>560</td><td>1.2K</td></tr> <tr><td>A018</td><td>620</td><td>2.7K</td></tr> </tbody> </table>			Code	R1	R2	A001	82	130	A002	120	200	A003	130	210	A004	160	260	A005	180	240	A006	180	390	A007	220	270	A008	220	330	A009	330	390	A010	330	470	A011	330	680	A012	1.5K	3.3K	A013	3K	6.2K	A014	180	270	A015	270	270	A016	560	560	A017	560	1.2K
Code	R1	R2																																																									
A001	82	130																																																									
A002	120	200																																																									
A003	130	210																																																									
A004	160	260																																																									
A005	180	240																																																									
A006	180	390																																																									
A007	220	270																																																									
A008	220	330																																																									
A009	330	390																																																									
A010	330	470																																																									
A011	330	680																																																									
A012	1.5K	3.3K																																																									
A013	3K	6.2K																																																									
A014	180	270																																																									
A015	270	270																																																									
A016	560	560																																																									
A017	560	1.2K																																																									
A018	620	2.7K																																																									